

OUR LADY OF TEPEYAC HIGH SCHOOL'S

SUMMER READING 2020



INCOMING TRANSFER STUDENTS

Students will choose their
summer reading novels from the list
below.

Transfer students enrolled in the
COLLEGE PREP and **HONORS** class will
choose **ONE (1)** novel.

All information, including book titles, can
be found at

ourladyoftepeyac.org/summerreading



NOVEL CHOICES



FRESHWOMEN

The Hate U Give

by Angie Thomas

JUNIORS

Code Name Verity

by Elizabeth Wein

Long Way Down

by Jason Reynolds

SOPHOMORES

Honors

Night by Eli Weisel

I am Alfonso Jones

by Tony Medina

College Prep

Between Shades of Grey

by Ruta Sepetys

SENIORS

A Few Red Drops

by Claire Hartfield

We Were Liars

by E. Lockhart

With the Fire on High

by Elizabeth Acevedo

I Am Not Your Perfect


Mexican Daughter

by Erika L. Sánchez

Looking for Alaska

by John Green

PROJECT CHOICES




All students will choose **ONE (1)** prompt for their project. These projects are due on the first day of school. There will also be an in class essay about your novel the first week of school.

1. **Write a promotion campaign** for a movie about the book. This could include newspaper, ad layouts, posters, radio and television commercials, and any special promotional events (such as fast food giveaways or speaking engagements).
2. **Pretend that a person** is planning to take a trip to the setting in your book. Create a brochure or poster explaining what a person may find there. Examples include restaurants, stores, weather, famous landmarks, physical features, etc.


For more information, please see the teacher contact information located at ourladyoftepeyac.org/summerreading

PROJECT CHOICES



3. **Create a playlist to** listen to while reading this book. For each song that you choose, write a brief paragraph explaining why you chose it and how it relates to the books. Minimum of 8 books.
4. **Create a family tree** showing the relationships of all the characters in your book. For each character, write a caption that explains who the character is, and a quote from the book that best describes them.
5. **Create a diary for** one of the characters in your novel. This could be the main character or a minor character, and it needs to have a minimum of 8 entries and decorated with pictures or artwork.
6. **Create a blog that** documents the life of the major character in your book. It will need 8 entries, photos, pictures, or artwork, and each of these images should connect to the book. You can use WordPress, Tumblr, Blogger, Weebly.


PROJECT CHOICES



7. **Write a new ending** to the novel. Didn't like the way it ended? Not sure that character deserved that closure? Rewrite it! Flex your creative writing juices to rewrite an ending for your novel. At least 3 pages double-spaced. Any less will result in a lower grade from the original grade.

8. **Create a character web** of all the characters in the novel using another group of things (cats, actors and actresses from telenovelas, Marvel/DC characters, etc). Describe the relationships between characters in the novel, such as mother-daughter, boyfriend-crush, etc. Also, choose your other group of things carefully. If you choose a tiger for a character, it should match that character's personality, as well as having similar relations to other characters. So if your tiger character hates another, make that other character a lion (playing off the fact that lions and tigers don't get along in the wild).

PROJECT CHOICES



9. **Create a new book** cover for the novel, and be sure to defend the choices you made and how those choices relate to the overall theme of the book, or the character development, or even a nod to a pivotal scene.

10. **Create an Instagram profile** for a character in your novel. Choose a total of 9-12 images, and choose the pictures carefully, as they will symbolize important parts of the story for the character, their mindset during the novel, characteristics, etc. Make sure to give them a profile picture and a bio that relates to who they are. You will need to defend your choices and why you chose the images as opposed to other images. You can find templates for Instagram on Google. You do NOT need to create a fake Instagram for this project.